




SIDEB

SLAG CLEANER



USER MANUAL

VERSION 3_31.03.22

CONTENTS

GENERAL DESCRIPTIONS	3
ADVANTAGES OF THE SIDEB SLAG CLEANER.....	4
BEFORE USAGE of SIDEB.....	5
RISKS & SAFETY AND WARNINGs	8
OPERATING the SIDEB	9
ELECTRICAL DRAWING	10
TECHNICAL SPECIFICATIONS.....	11
CE CERTIFICATION	12
EU DECLARATION OF CONFORMITY.....	13
WARRANTY LETTER	14
ORDERING CONSUMABLES	15
COMPANY CONTACT DETAILS	16

GENERAL DESCRIPTIONS

- » The purpose of the SIDEB product is to ensure easy cleaning of the metal slag accumulated on the table of the thermal (hot) cutting machines (laser).
- » SIDEB is recommended to be used at least once a week. By this way, lifetime of the SIDEB Brakers and lifetime of the Slats will increase.
- » **While using the SIDEB, all rules must be followed in this User Manual.** If you are using The SIDEB for the first time, before using it, you must pay attention to the points explained on the following pages.
- » Maintenance periods should be followed regularly, and the maintenance methods should be carried out carefully, as in the manual.
- » Only the original parts should be used when spare parts are required during usage.
- » The same breakers must not be used in laser and plasma machines. Please contact with the manufacturer for the different types of breakers.
- » **Before using the SIDEB, please read carefully BEFORE USAGE SECTION and SAFETY & WARNINGS SECTION.**

ADVANTAGES OF THE SIDEB SLAG CLEANER

- » Cutting operations on the slag-free slats, increase the quality, efficiency and cutting speed compared with the slats accumulated with slags. Hence, using The SIDEB Slag Cleaner have the below advantages versus to a manual cleaning:
 - » Manual cleaning takes approx. 180 – 200 minutes.
 - » Cleaning with SIDEB takes 30 – 40 minutes.

 - » Number of slat changes is 3 – 4 times per a year with Manual Cleaning.
 - » Number of slat changes is once in every 2 years with SIDEB.

 - » Manual cleaning damages the slats.
 - » Lifetime of the slats increase with using SIDEB.

 - » 100% cleaning is not possible with the manual method. Slags remain at some certain points.
 - » Clean surface can be obtained with SIDEB.

 - » Manual Cleaning is exhausting for the operators which requires high effort.
 - » Effortless and easy cleaning with SIDEB.

 - » High safety risks -like injuries- exist during Manual Cleaning.
 - » No injury risks with SIDEB.

BEFORE USAGE of SIDEB

- » SIDEB is recommended to be used at least once a week. By this way, lifetime of the SIDEB Brakers and lifetime of the Slats will increase.
- » SIDEB is **designed** to use **ONLY** for **LASER CUTTING** Machines **NOT** for **PLASMA CUTTING**.
- » Before using the SIDEB, it is necessary to pay attention to the amount of the slag. The grater the slag amount will increase the cleaning time and the fatigue of the operator. Thus it is recommended to use SIDEB at least once in a week.



Enough amount of slag for cleaning



High amount of slag for cleaning

- » SIDEB can be used on the laser machine slats which operates the cutting with 30% Nitrogen and 70% Oxygen. However, it is not suitable using SIDEB on the laser machine slats which operates the cutting with 100% Nitrogen.



%30 N2 and %70 O2 Cutting Slats



%100 Nitrogen Cutting Slats

BEFORE USAGE of SIDEB

- » Care should be taken to ensure that the slats are straight. Adequate efficiency cannot be obtained for cleaning the trapezoid slats. SIDEB does not work on slats that are warped due to cleaning with Hilti.



Not suitable for SIDEB Cleaning

- » **SIDEB must be used ONLY by PUSHING, machine CANNOT be used by PULLING.**



Cleaning Direction

BEFORE USAGE of SIDEB

» Before starting to operate the machine **CHECK THE DIRECTION of ROTATION of BRAKERS :**

<p>The Breaker tools must turn as in the photo, i.e. towards the outside.</p>	<p>If the rotation is not correct, invert the L2 - L3 cables in the electrical socket.</p>
	<p>The inversion of electrical cables can only be done by personnel with qualifications and skills in the electrical field or by a qualified electrician.</p>
	<p>Never try to repair this power tool before disconnecting the plug from the mains. The tool cannot be serviced if it is connected to the mains.</p>
	<p>Never connect the tool from the mains during the maintenance phase, the 400 VOLT voltage can cause death. Make sure that the tool voltage has a value of 0 VOLT (ZERO VOLT)</p>

RISKS & SAFETY AND WARNINGS

- » Read all the described risks & safety & warnings carefully:
- » Machine working voltage is 400 VAC – 3 phases
- » Disconnect the plug before any kind of operations.
- » Before performing maintenance on SIDEB, unplug the tool from power
- » Do not connect the tool from the mains during maintenance. This can even cause death.
- » Always wear safety glasses when working with the machine. Protective clothing is recommended such as dust mask, gloves, steel toed nonslip footwear and hearing protection.
- » The product must not be operated before putting on the slats.
- » Do not expose the product to wet conditions or do not operate in damp environment
- » Power cable to be kept clear from working range of machine. Always keep the cable away from the machine.
- » The ventilation slots must be kept clear, otherwise it may cause overheating.
- » If the supply cable is damaged, it must only be replaced by qualified personnel.
- » During cleaning when slats have a lot of accumulated slags, it may cause thermal tripping due to overload. If this happens the operator will need to reduce pushing force used for cleaning slats. In case of facing with the thermal tripping, wait for a minute then reset the breaker and resume operation.
- » Breakers are consumables so warranty does not cover

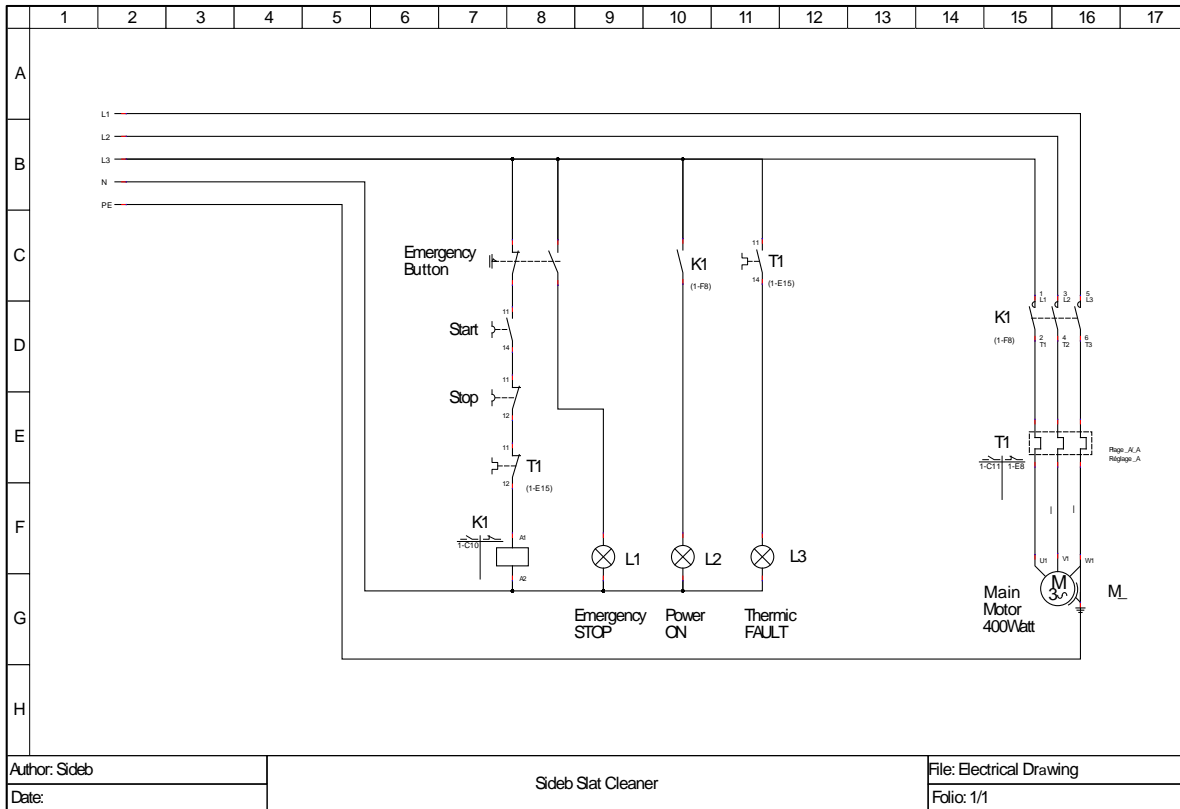
OPERATING the SIDEB

Before starting to use the SIDEB, make sure that the BEFORE USAGE pages carefully read and understood. Before using, you must be sure the amount of slags on the slats are as described in the Before Usage Section.

For Start using the SIDEB please follow below steps:

- » Plug the main cable
- » 2 persons lift the SIDEB onto the laser shuttle table
- » Make sure that the slat -which will be cleaned- is in between the brakers
- » Move forward the SIDEB on the slats about 5 cm
- » Push start button
- » Carefully **PUSH** the SIDEB onwards and make sure that the slags are getting cleaned
- » If the cleaning amount is not sufficient, repeat the same operations on the same slat
- » If the cleaning amount is sufficient, switch the product to another slat and repeat the same operations
- » When all the slat cleanings are finished then press the stop button on the product and unplug the main cable and place it on the relevant protection stand.

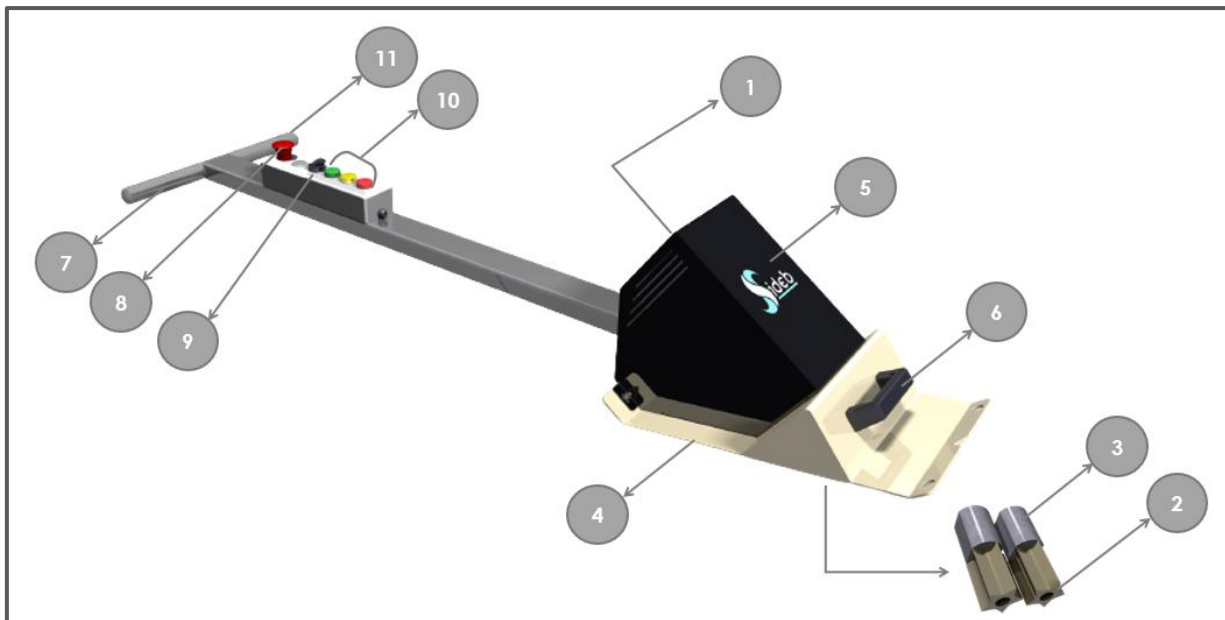
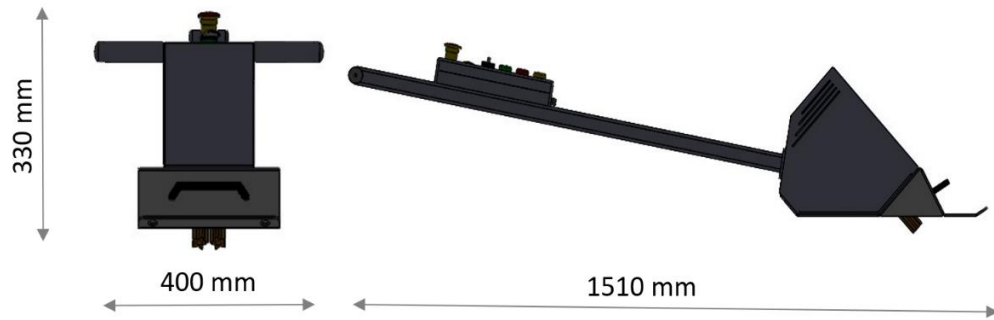
ELECTRICAL DRAWING



READ BEFORE USING THE SIDEB SLAG CLEANER:

	Disconnect the electrical plug before any kind of operation
	Never try to repair this power tool before disconnecting the plug from the electricity supply
	Do not connect the tool from the mains during maintenance. This can even cause death

TECHNICAL SPECIFICATIONS



NO	PART DESCRIPTIONS	PART NUMBER	QUANTITY	MATERIAL
1	Motor	SE00100	1	Ready Part
2	Breakers	SR00301	2	BOHLER K340
3	Couplings	SR00501	2	1050
4	Main Body	SR00901	1	304 Stainless Steel
5	Top Cover	SM00201	1	St-37
6	Handle	SE00700	1	Ready Part
7	Pushing Handle	SR01601	1	St-37
8	Emergency Stop	SE00800	1	Ready Part
9	On-Off Button	SE01000	1	Ready Part
10	Signal lights	SE02001	3	Ready Part
11	Electric Connection	SE00500	1	400 VAC – 3 Phase

CE CERTIFICATION



QA-AC-4692/20

QA TECHNİC – UYGUNLUK ONAYI
QA TECHNİC – ATTESTATION OF CONFORMITY

MAKİNA EMNİYETİ YÖNETMELİĞİ (2006/42/AT)
MACHINERY DIRECTIVE (2006/42/EC)

ALÇAK GERİLİM YÖNETMELİĞİ (2014/35/AB)
LOW VOLTAGE DIRECTIVE (2014/35/EU)

İDEB MAKİNA SANAYİ VE TİCARET LTD. ŞTİ
ÜÇEVLER MH. BURÇAK 220 SK. VİZYON PLAZA NO: 6 K : 5 D: 27 NİLÜFER
BURSA/TÜRKİYE

Ürünün Tanımı <i>Description of the Product/Product Part</i>	: CÜRUF TEMİZLEYİCİ SLAG CLEANER
Markası <i>Product Commercial Brand</i>	: SİDEB
Ürün Tipi <i>Product Type</i>	: SİDEB
Uygulanabilir AT Direktif(ler)i <i>Applicable EC Directive(s)</i>	: 2006/42/AT – 2014/35/AT 2006/42/EC – 2014/35/EC
Uygulanabilir Harmonize Standardlar Uygulanabilir Ulusal Standardlar Ve Teknik Spesifikasyonlar <i>Applicable Harmonized Standards/ Applicable National Standards and</i>	: EN 292, EN 1050, EN 60204-1, EN 12100:2010
Technical Specifications	
Rapor No & Rapor Tarihi <i>Report No & Report Date</i>	: M-LVD-1795/20, 29.05.2020

İşbu belge incelemesi yapılan ürün tasarımı için geçerlidir. Ürünün değiştirilmesi halinde bu belge geçerliliğini kaybedecektir.
Ürünün ilgili direktif / direktiflere uygunluğu ile ilgili nihai sorumluluk üretici firmaya aittir.
The Present certificate is valid just for the analysed product design. The certificate shall lose its validity in case of any changes in the product. Ultimate responsibility related with conformity of product with directive / directives, belongs to manufacturer.

İlgili yönetmelikler ve yasal mevzuat gereği ürünlere **CE** işareti iliştirilmesi ile ilgili nihai sorumluluk üreticiye aittir.
Ultimate responsibility regarding the affixing of CE mark according to relevant regulations and legal legislation, belongs to manufacturer.

Sertifika Yayın Tarihi : 01.11.2021
Certificate Issue Date

Geçerlilik Tarihi : 01.11.2022
Validity Date

ALBERK QA ULUSLARARASI TEKNİK
KONTROL VE BELGELENDİRME A.Ş.
BARBAROS MAH. AK ZAMBAK SOK.
A BLOK KAT: 19 No:2 ATAŞEHİR
İSTANBUL / TÜRKİYE
Tel : 0216 572 49 10-11-12
Fax : 0216 572 49 14
www.qatechnic.com



L. Murat YILMAZ
Yönetim Kurulu Başkanı
Chairman Of Executive Board

EU DECLARATION OF CONFORMITY

We declare that the Doc is issued under our sole responsibility and belongs to following product.

Product: Slag Cleaner – SIDEB

Company: Ideb Makine Ltd. Şti.

Phone: +90 224 441 6442

Email: idebmakina@idebmakina.com

SIDEB is designed for Laser Machine Slats Cleaning. SIDEB has CE safety standard certificate.

The object of the declaration described above is in conformity with the relevant Union harmonization legislation: EMC Directive 2014/30/EU

Electromagnetic Compatibility Directive 2014/30/EU

AIRBORNE NOISE EMISSION

During the operating condition of the SIDEB (while in use by moving the machine in normal speed and while in the stand-by) measured noise level of the workstation is:

$\leq 70 \text{ dB(A)} \pm 3 \text{ dB(A)}$

VIBRATIONS

During the operating condition of the SIDEB (while in use by moving the machine in normal speed and while in the stand-by) measured total value of vibrations to which the hand-arm system is exposed is:

$\leq 2,9 \text{ m/sec}^2 \pm 0,3 \text{ m/sec}^2$

According to the measured level of vibrations, the operator is not allowed to use the SIDEB more than 5 hours / day.

Sign for and on behalf of:

Place of issue
Nilüfer / BURSA / TURKEY

Date of issue
12.05.2022

Stamp, Signature
Sevinç KURUM
Founder of Company

WARRANTY LETTER

DORAY MAKİNA SANAYİ VE TİCARET LİMİTED ŞİRKETİ guarantees the SIDEB SLAG CLEANER and its components for a period of 2 years from the date of delivery against the design, material defects used in manufacturing. Any malfunctions within the scope of warranty that may occur within this period will be repaired as free of charge as soon as possible (provided that it does not exceed 30 working days). Warranty is limited to the parts provided by İDEB MAKİNE SANAYİ VE TİCARET LİMİTED ŞİRKETİ. The robot used in the system and belongs to the buyer is not included in this warranty.

Unless otherwise, the issues that are not covered by the 2-year warranty are as follows:

- 1- Malfunctions resulting from incorrect use other than those specified in the instructions for use.
- 2- Malfunctions arising from the lack of proper electrical installation by the user and the lack of electricity at the appropriate voltage and frequency.
- 3- Malfunctions caused by assembly errors, if the assembly is made by the user.
- 4- Operation of the defective source cell and the growth of the fault and / or the emergence of new faults for this reason.
- 5- Failures that occur as a result of changing the safety automatics and setting parameters in the system, not adjusting to the required values, not being used and / or as a result.
- 6- Malfunctions resulting from the operation of the machine or attempting to operate it outside the conditions specified in the operating instructions.
- 7- Malfunctions resulting from failure or incorrect performance of the periodic maintenance specified in the instructions for use.
- 8- Intervention to the machine by people other than our authorized services, outside of the authorized limits.

Failure of the machines due to the above reasons will immediately terminate the free warranty of DORAY MAKİNA SANAYİ VE TİCARET LİMİTED ŞİRKETİ. The warranty covers the repair of the defective part or, if this is not possible, the replacement with a new one. Replacing the part that is found to be defective does not mean replacing the welding cell. Parts replaced under warranty are covered by warranty within 3 months from the date of replacement. The warranty application does not give the customer any right to claim any compensation. Malfunctions that may occur in the conditions stated above and / or after the expiry of the warranty period will be repaired as soon as possible in return for the fee of DORAY MAKİNA SANAYİ VE TİCARET LİMİTED ŞİRKETİ. The determination of whether a malfunction is within the scope of the warranty should be made by the personnel of DORAY MAKİNA SANAYİ VE TİCARET LİMİTED ŞİRKETİ or the person or persons authorized by it.

ORDERING CONSUMABLES

 <p>Distance between Breakers 2,5 mm</p>	<p>Brakers type 2,5mm x 40mm Code: SR00301</p>
 <p>Distance between Breakers 3 mm</p>	<p>Brakers type 3mm x 40mm Code: SR00300</p>
 <p>Distance between Breakers 3 mm</p>	<p>Brakers type 3mm x 60mm Code: SR00304</p>
 <p>Distance between Breakers 4 mm</p>	<p>Brakers type 4mm x 40mm Code: SR00302</p>
 <p>Distance between Breakers 5 mm</p>	<p>Brakers type 5mm x 60mm Code: SR00303</p>

Serial number

Sales date .../.../.....

Company Contact Details

DORAY MAKINA LIMITED SİRKETİ

Address : Alaaddinbey Mh. İzmir Yolu Uzeri
Cengizhan İş Mrk. No:297/A K.2 D.37
Nilüfer / Bursa – Turkey
Reg. Number - 3101267584

Telephone : +90 224 413 21 82
+90 555 324 37 27

Email : info@doraymakina.com

Web : <http://www.doraymakina.com>

